

TIRE TREAD TEST REPORT

Report Information

Device:TBE200 EU

Version:V01.30.00

Vehicle Information

License:--

VIN:--

Make/Model/Year:--/--/--

Odometer:--



Scan to download PDF

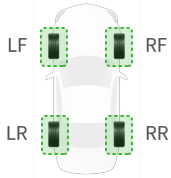
Check Settings

Check Mode:Single Tread Check

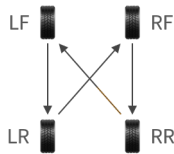
Tire Type:Winter tire

TBE Test

Vehicle Status & Repair Tips

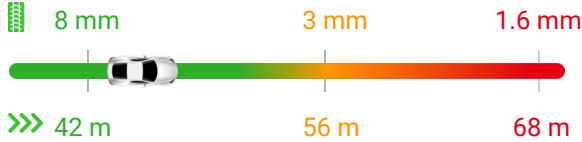


Example: FWD Rotation



Tire status:LF RF RR LR tire(s) normal;

Tips:Tires should be rotated every six months or 9600 to 12800 km or as specified by the manufacturer.



Braking distance:46 m

Note:The braking distance is evaluated when most worn tires fitted to all positions on a vehicle travelling at 50 km/h on wintry road.

LF



Brand:Continental
 Specification:235/55R18 104T

Visual Inspection:--

Repair Tips:
 1. Tips:Check tire regularly.


RF








Brand:Continental
 Specification:235/55R18 104T

Visual Inspection:--

Repair Tips:
 1. Tips:Check tire regularly.

LR	
mm 	Brand:Continental Specification:235/55R18 104T
Visual Inspection:--	
Repair Tips: 1. Tips:Check tire regularly.	

RR	
mm 	Brand:Continental Specification:235/55R18 104T
Visual Inspection:--	
Repair Tips: 1. Tips:Check tire regularly.	

Tire Photos			
			
LF	RF	RR	LR

● Gray: unchecked; ● Green: normal; ● Yellow: alert, replacement recommended; ● Red: abnormal, replace immediately.